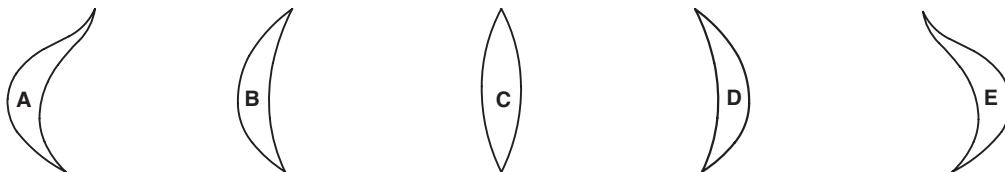
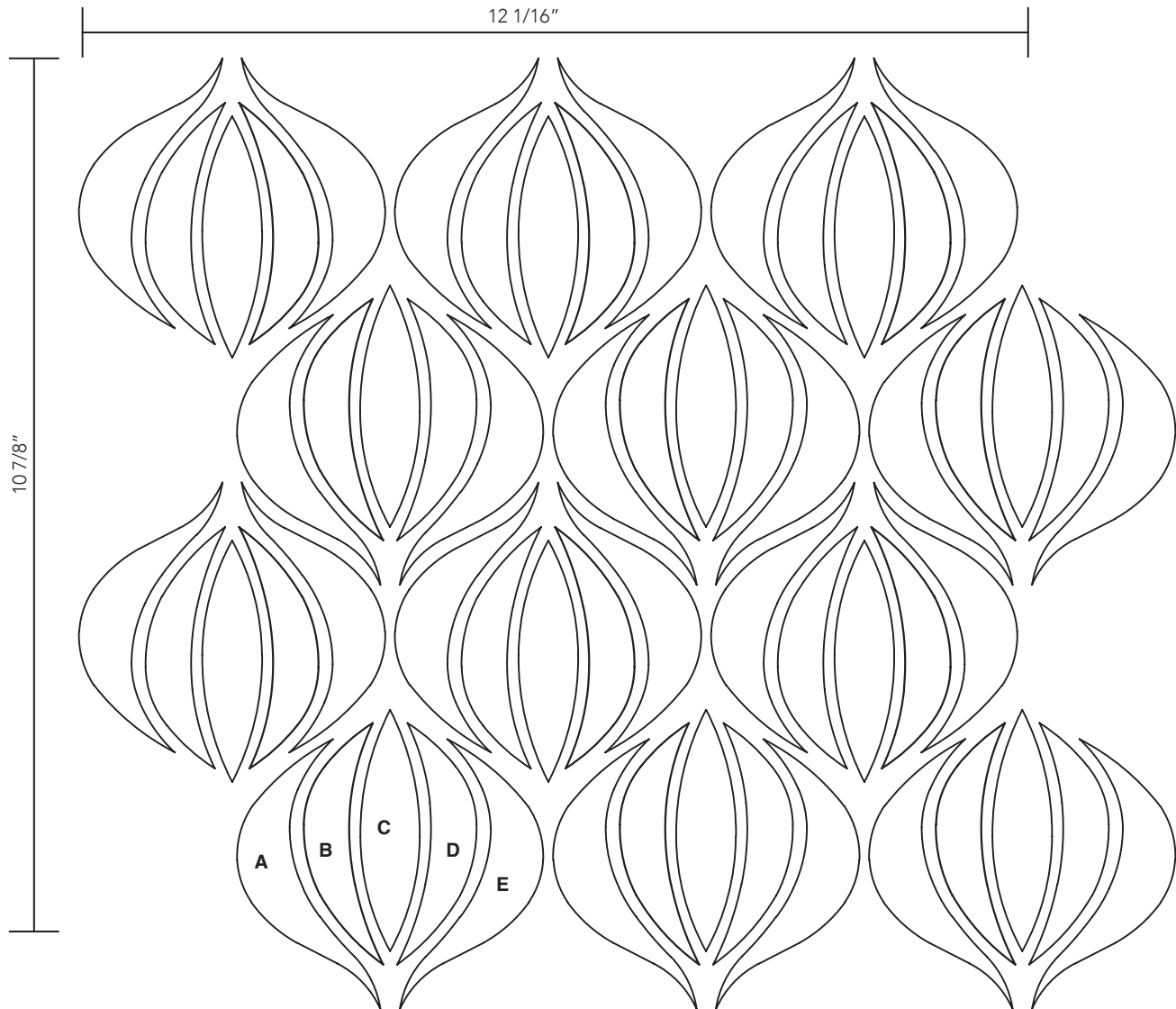


DEVOTION

LOTUS CUSTOM PLACEMENT A CFG-LOTA

SHOWROOM:	_____
P.O.:	_____
DATE:	_____
PRODUCT SELECTION:	
Swatch Card	<input type="checkbox"/> Concept Board <input type="checkbox"/> Sheet <input type="checkbox"/>



Specific Placement:

A Color: _____

B Color: _____

C Color: _____

D Color: _____

E Color: _____

Please note: Devotion art glass contains natural movement within its color, variation will occur from piece to piece and sheet to sheet.

Hand-cast glass has inherent variation from cast batch to cast batch, 20% overage is recommended on all orders.

Photocopy this form and fill in all applicable information. Fax completed form with your purchase order.

DEVOTION

LOTUS CUSTOM PLACEMENT B

CFG-LOTB

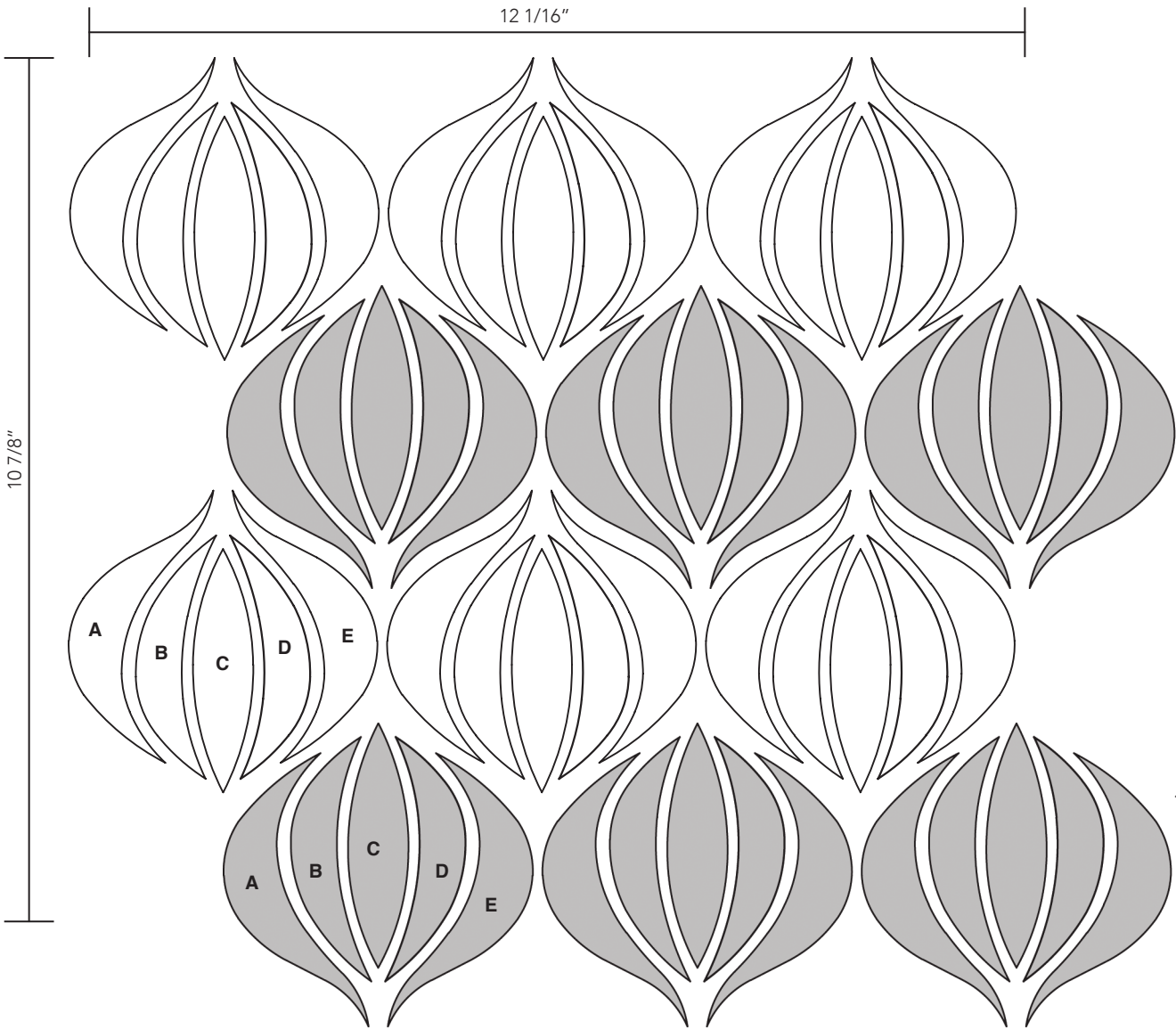
SHOWROOM: _____

P.O.: _____

DATE: _____

PRODUCT SELECTION:

Swatch Card ☐ Concept Board ☐ Sheet ☐



Specific Placement:	C Color: /
A Color: /	D Color: /
B Color: /	E Color: /

Please note: Devotion art glass contains natural movement within its color, variation will occur from piece to piece and sheet to sheet.
Hand-cast glass has inherent variation from cast batch to cast batch, 20% overage is recommended on all orders.
Photocopy this form and fill in all applicable information. Fax completed form with your purchase order.

DEVOTION

SHOWROOM: _____

P.O.: _____

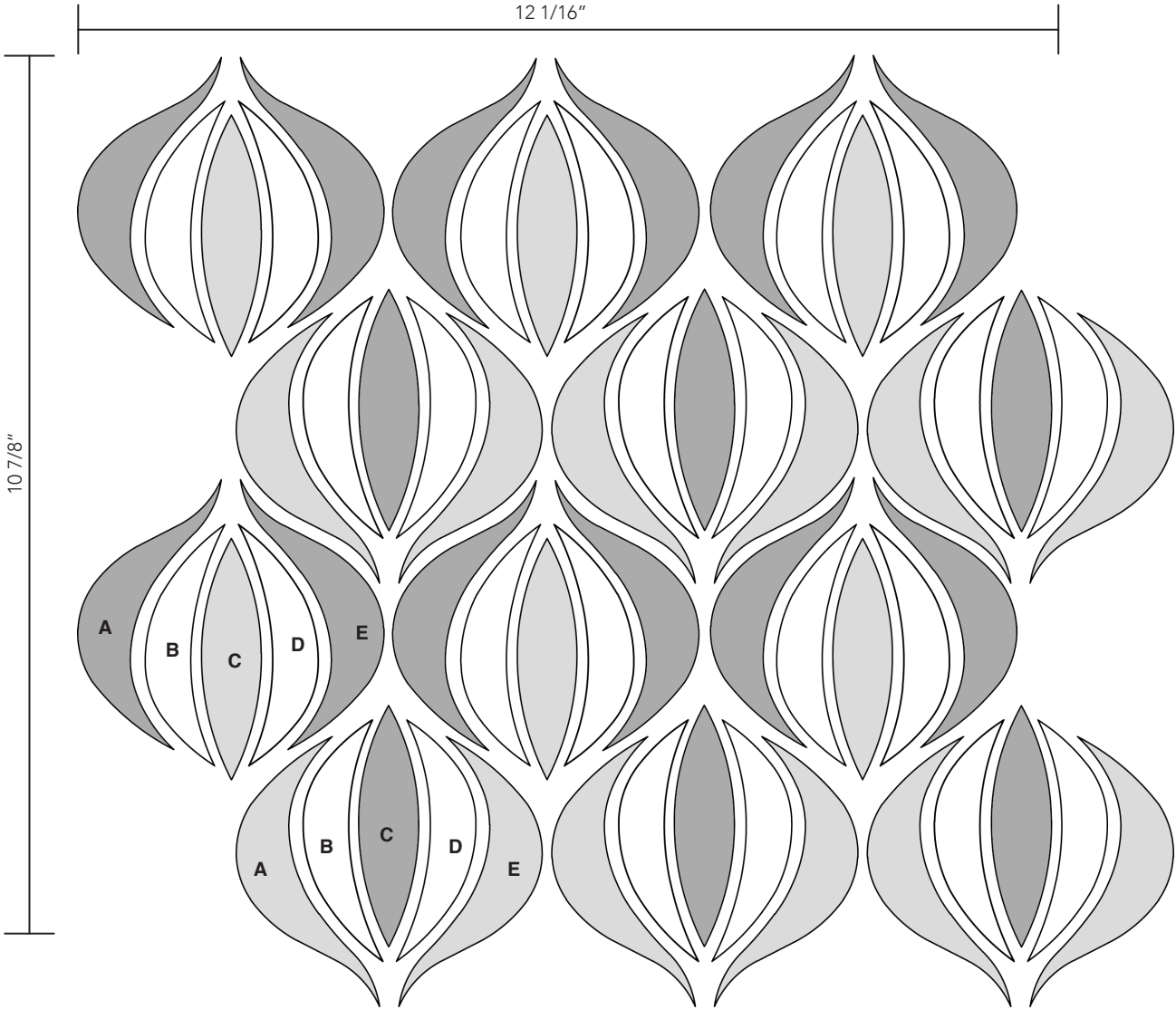
DATE: _____

PRODUCT SELECTION:

Swatch Card ☐ Concept Board ☐ Sheet ☐

LOTUS CUSTOM PLACEMENT C

CFG-LOTC



Specific Placement:	C Color: _____ / _____
A Color: _____ / _____	D Color: _____
B Color: _____	E Color: _____ / _____

Please note: Devotion art glass contains natural movement within its color, variation will occur from piece to piece and sheet to sheet.
Hand-cast glass has inherent variation from cast batch to cast batch, 20% overage is recommended on all orders.
Photocopy this form and fill in all applicable information. Fax completed form with your purchase order.

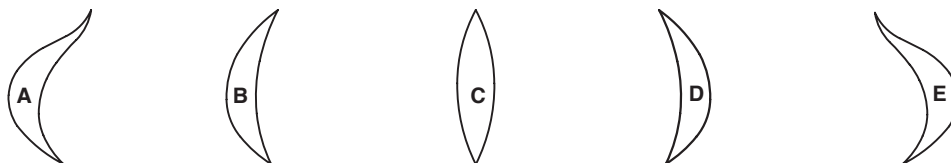
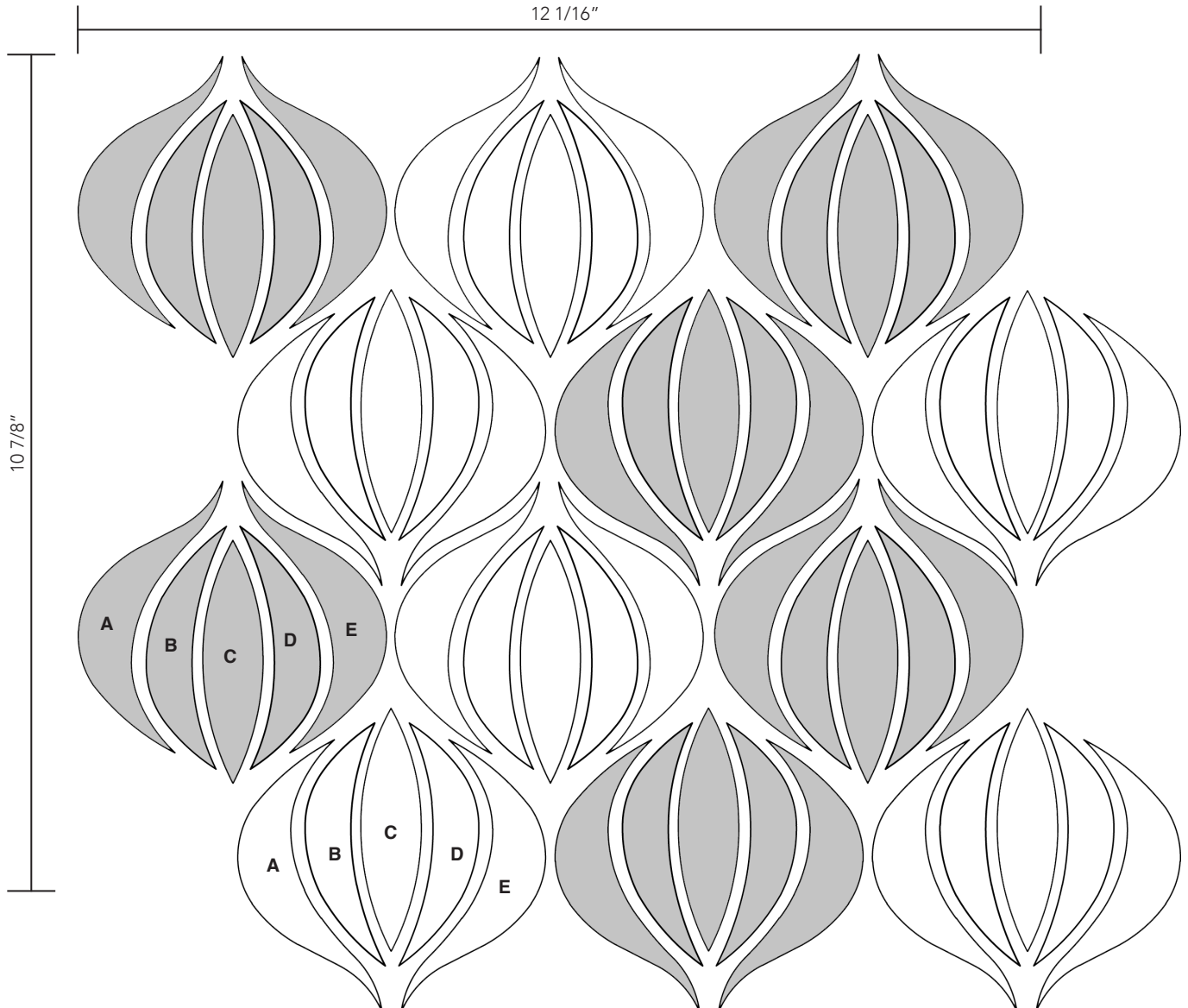
DEVOTION

ALTERNATING SHEET A

LOTUS CUSTOM PLACEMENT D

CFG-LOTD1

SHOWROOM:	_____
P.O.:	_____
DATE:	_____
PRODUCT SELECTION:	
Swatch Card	<input type="checkbox"/> Concept Board <input type="checkbox"/> Sheet <input type="checkbox"/>



***Please contact your Oceanside Glasstile Inside Sales Rep to order the correct number of A sheets and B sheets for your space.*

Specific Placement:

A Color: _____ / _____
 B Color: _____ / _____

C Color: _____ / _____
 D Color: _____ / _____
 E Color: _____ / _____

Please note: Devotion art glass contains natural movement within its color, variation will occur from piece to piece and sheet to sheet.

Hand-cast glass has inherent variation from cast batch to cast batch, 20% overage is recommended on all orders.

Photocopy this form and fill in all applicable information. Fax completed form with your purchase order.

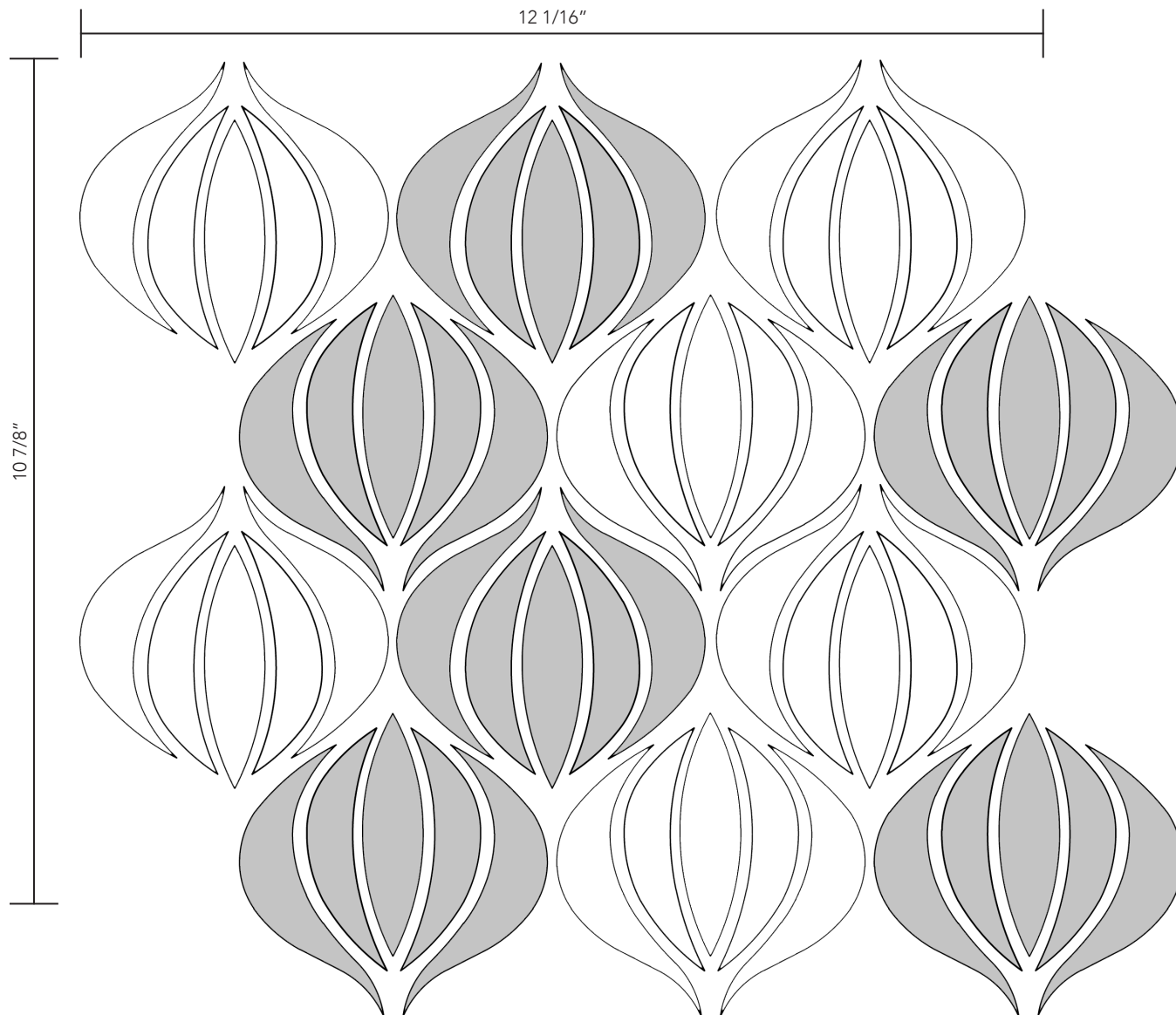
DEVOTION

ALTERNATING SHEET B

LOTUS CUSTOM PLACEMENT D

CFG-LOTD2

SHOWROOM:	_____
P.O.:	_____
DATE:	_____
PRODUCT SELECTION:	
Swatch Card	<input type="checkbox"/> Concept Board <input type="checkbox"/> Sheet <input type="checkbox"/>



***Please contact your Oceanside Glasstile Inside Sales Rep to order the correct number of A sheets and B sheets for your space.*

Specific Placement:

A Color: _____ / _____
 B Color: _____ / _____

C Color: _____ / _____
 D Color: _____ / _____
 E Color: _____ / _____

Please note: Devotion art glass contains natural movement within its color, variation will occur from piece to piece and sheet to sheet.

Hand-cast glass has inherent variation from cast batch to cast batch, 20% overage is recommended on all orders.

Photocopy this form and fill in all applicable information. Fax completed form with your purchase order.